



Economy 7

Savings on household appliances

Economy 7 provides seven hours of low cost electricity every day, between 1am and 8am in winter and 2am and 9am in summer (times may vary slightly - if in doubt please call **08457 455 455**). Your fridge and freezer will automatically benefit but you can make further savings by using washing machines, tumble driers and dishwashers during the low cost periods. For safety reasons it is best to use appliances towards the end of the low rate period so they can be supervised.

Hot water

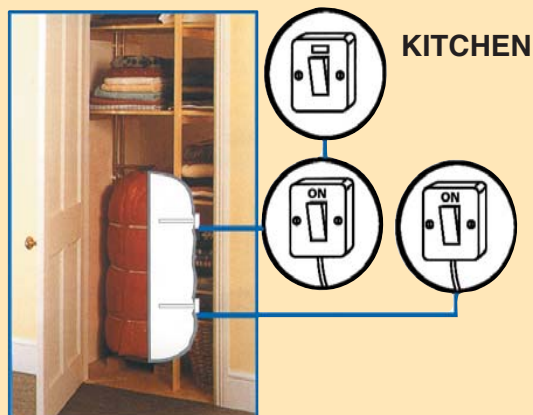
Economy 7 will provide a full cylinder of hot water each morning and depending on the wiring a one hour 'top-up' in the afternoon. Economy 7 water heating is usually controlled by your own time switch or by an N.I.E. teleswitch.

Timeswitch

Make sure it is showing the correct time of day and set to bring your immersion heater on during the low cost periods.

Switches

Turn both switches in your hot-press to the 'on' position. If you need a 'top-up' turn the switch in the kitchen to the 'on' position - one hour should be sufficient.



“ I like the cleanliness and convenience of Economy 7. ”



Economy 7

This guide will help you get the most from Economy 7.

You can use Economy 7 to:

- Heat your home
- Heat your water
- Make savings on household appliances



Heat your home

- Storage heaters use only low rate electricity
- They heat automatically during the night and give out heat the following day
- They will feel hottest in the morning.

Getting the most from your storage heaters

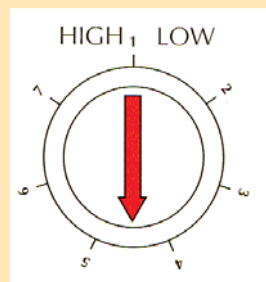
- Switch the heaters you wish to use on at the switch
- Each heater has two controls usually labelled 'input' and 'output' (sometimes called boost)

Input

This allows you to select the amount of heat stored overnight. Use a high setting in winter and a lower setting in milder weather.

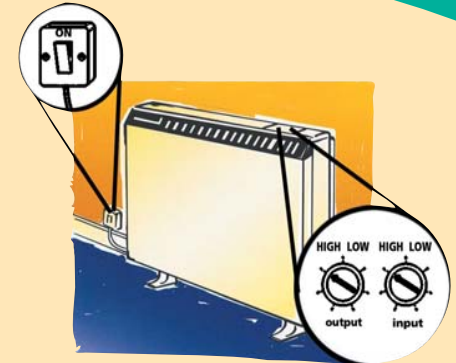
Output

This controls a metal flap inside the top of the heater. When this opens it allows the heat to escape more quickly providing a 'boost' of heat. You can open or close the flap manually by adjusting the output control. A high setting will open it automatically in the afternoon while a lower setting will open it later in the evening.



Economy 7 Automatic

With Economy 7 Automatic the 'input' and 'output' controls should be set at 'high' all year round. The heat stored overnight by your storage heaters will be adjusted automatically depending on the weather.



Storage heater safety

Never cover storage heaters with clothes or curtains or put furniture against them. This is a serious fire risk.

Energy saving tips

Fresh Air

Windows left open all day will let valuable heat escape, leaving you cold in the evening. Open windows for around one hour each day to provide a good balance of fresh air and comfortable heating.

Draught proofing

Draughts will make you feel cold, even in a well heated room so make sure your windows and doors are properly sealed. If you are receiving benefits or a state pension you may be able to get help with this. An unused open chimney will also let valuable heat escape, especially on windy days.